ASBESTOS SURVEY REPORT

LIBRARY/MUSEUM

17283 County Rd 18

St. Andrews West

April 7, 2016

Township *of*
SOUTH STORMONT

2 Mille Roches Rd., P.O. Box 84
Long Sault, ON K0C 1P0
Tel: (613) 534-8889 Fax: (613) 534-2280
E-mail: info@southstormont.ca

TO: Tenants, Employees, and Occupants

RE: Asbestos Survey Report

Provincial legislation requires the following of the Township of South Stormont:

- Complete an asbestos survey;
- Prepare an Asbestos Management Plan;
- Notify tenants or occupants of the presence and location of asbestos;
- Notify and train workers who may work in close proximity to the material and who may disturb it.

The presence of asbestos in the **Library/Museum** located at **17283 County Road 18, St. Andrews West** does not pose a risk of exposure to employees or tenants, so long as it is maintained under the conditions of the Asbestos Management Plan. Staff that may disturb the asbestos will be given appropriate training and are aware of its location.

Please notify the Director of Public Works if you are planning any maintenance or construction activities. He will determine whether such activities may disturb the asbestos and will recommend the required procedures to be followed to protect all those involved.

Please contact the following should you have any questions or concerns.

Ross Gellately
Director of Public Works
613-534-8889, ext. 240

31 BUILDING #B25 – LIBRARY / MUSEUM (ST. ANDREWS)

The following sections summarize the building details, observations, findings and recommendations. Supporting information is appended to this chapter.

31.1 SURVEY TYPE

WSP was retained to complete an Asbestos Survey of this building.

31.2 BUILDING DETAILS AND CONSTRUCTION DATES

The St. Andrews Library / Museum consists of a three storey, stone building with basement and is improved with a metal roof. The building was constructed in the 1908 however it has been renovated since.

31.3 PREVIOUS SURVEYS

No previous asbestos or designated substances surveys were provided to WSP.

31.4 INTERVIEWS

WSP staff interviewed Mr. Ross Gellately with the Township of South Stormont. They were not aware of any previous asbestos or designated substances surveys or asbestos abatement for this building.

31.5 ASBESTOS CONTAINING MATERIALS (ACM)

WSP collected a total of 72 samples of suspect ACM from the building as per the Regulation. Those materials identified or assumed to contain an asbestos concentration of 0.5% or greater are summarized below.

31.5.1 NON-FRIABLE ACM

Material	Description	Location	Action
8" Floor tile	Type B – Light grey with black/brown streaks B25-17-64B-A,B,C	Room 17	1 – Manage
8" Floor tile	Type C – White and reddish spotted tile B25-19-64C-A,B,C	Room 19	1 – Manage
8" Floor tile	Type D – White with red/green spots B25-20-64D-A,B,C	Room 20	1 – Manage
8" Floor tile	Type G – Brown with white streaks B25-33-64G-A,B,C	Room 33	1 – Manage
8" Floor tile	Type H – Black tile B25-33-64H – A,B,C	Room 33	1 – Manage
Caulking	Exterior grey window caulking B25-Ext-21-A,B,C	Exterior windows	1 – Manage

31.5.2 FRIABLE ACM

Material	Description	Location	Action
Vermiculite	Loose granular insulation B25-38-14-A,B,C	All exterior walls	5 – Abate vermiculite that has fallen onto the floor (see room sheet)
Insulation	Type B – Boiler insulation B25-38-11B-A,B,C	Room 38	5 – Abate (see room sheet)
Drywall joint compound	White plaster B25-5-59; B25-36-59-A,B; B25-41-59; B25-42-59-A,B; B25-43-59	Rooms 4, 5, 6, 7, 8, 9, 34, 36, 39, 40, 41, 42, and 43	1 – Manage
Plaster	2 phase plaster B25-1-52; B25-10-52; B25-12-25; B25-18-52; B25-22-52; B25-24-52; and B25-27-52-A,B	Throughout building	1 – Manage 2 – Repair (see room sheets for locations)

31.5.3 NON-ACM

This section lists those materials which had either no detectable concentrations of asbestos or had asbestos concentrations less than the regulated threshold (0.5% by weight) and therefore can be considered as "non-asbestos" in accordance with O.Reg. 278/05.

Material	Description	Location	Action
Mortar	Brick mortar B25-38-47-A,B,C	All exterior walls	No Action Required
Burlap	Type A - Burlap-like material (lower wall portion)	Rooms 15, 16, 26, and 32	No Action Required
Burlap	Type B – Burlap like material (ceiling)	Rooms 28, 29, 30, and 31	No Action Required
Tar paper	Black tar paper B25-28-23-A,B,C	Room 28, 29, 30 and 31	No Action Required
Insulation	Type A - Insulation under flooring B25-19-11A-A,B,C	Room 19	No Action Required
Linoleum	Type A – Beige marble pattern B25-15-66A-A,B,C	Rooms 2 and 3	No Action Required
Linoleum	Type B – Brown B25-15-66B-A,B,C	Rooms 14, 15, 16, 26, and 35	No Action Required
12" Floor tile	Type A – Light blue fleck B25-4-63A-A,B,C	Rooms 4, 5, 6, 7, 8, and 9	No Action Required
12" Floor tile	Type B – Grey and white fleck B25-34-63B-A,B,C	Rooms 34, 41, 42 and 43	No Action Required
8" Floor tile	Type A – Blue/green tile B25-10-64A-A,B,C	Room 10	No Action Required
8" Floor tile	Type E – Pink and green tile B25-24-64E-A,B,C	Room 24	No Action Required
8" Floor tile	Type F – Pink and green streaks B25-33-64G-A,B,C	Room 33	No Action Required

31.6 LEAD CONTAINING MATERIALS (LCM)

Paints, solder, gaskets, batteries and other building materials may contain LCMs. Paints and other materials identified or assumed to contain a lead concentration of 90 µg/g or greater are summarized below.

Material	Description	Location	Action
Lead	Paint Solder Gaskets Batteries	Throughout the building.	Institute routine surveillance of the paint. It is recommended that areas of lead-containing paints observed to be in fair condition (minor cracking/chipping/flaking), be encapsulated with a fresh coat of paint in order to reduce the likelihood

Material	Description	Location	Action
			of inhalation, ingestion, and dermal absorption of lead. It is recommended that areas of lead-containing paints observed to be in poor condition (severe cracking/chipping/flaking and debris), be removed by a professional environmental contractor. In general, the following procedures are recommended when removing lead-containing materials, coatings and paint applications: - Follow ***Type 1*** – if the coating is to be removed with a chemical gel or paste; - Follow ***Type 2a*** – if the coating is to be removed by scraping or sanding using non-powered hand tools, or manual demolition of lead painted building components by striking with sledgehammer or similar tool; - Follow ***Type 3a*** – if the coating is to be removed using power tools; or, - Follow ***Type 3b*** – if the coating is to be removed by abrasive blasting.

31.7 OTHER DESIGNATED SUBSTANCES

Substance	Description	Location	Action
Mercury	Fluorescent lamps Thermostats	Throughout the building	Removal and disposal of mercury-containing equipment is required prior to activities that may disturb the equipment. The handling, transport, and disposal of mercury containing equipment must follow all applicable provincial and federal regulations and guidelines pertaining to Mercury, including the requirements of O. Reg. 490/09 and the requirements of *Reg. 347 – General – Waste Management.*
Silica	Cement, masonry, glass etc.	Throughout the building.	Work that may disturb silica-containing materials should follow all applicable provincial and federal regulations and guidelines pertaining to Silica including the requirements of O. Reg. 490/09 and the MOL Guideline - Lead on Construction Sites.
Isocyanates		Not suspected	No Action Required
Vinyl Chloride Monomer		Not suspected	No Action Required
Benzene		Not observed	No Action Required
Acrylonitrile		Not suspected	No Action Required
Coke Oven Emissions		Not suspected	No Action Required
Arsenic		Not suspected	No Action Required
Ethylene Oxide		Not suspected	No Action Required

31.8 OTHER HAZARDOUS BUILDING MATERIALS

Substance	Description	Location	Action
Mould and Water Damage	Minor water staining and visible mould growth	Third floor/Attic	Water damage or potential mould growth should be assessed and

Substance	Description	Location	Action
			abated within 24-48 hours of its appearance per CCA Mould Guidelines for the Canadian Construction Industry.
Polychlorinated Biphenyls	Fluorescent light ballasts	Throughout building	When decommissioned, verify the PCB content of each fluorescent light ballast as per the *Environment Canada* publication "Identification of Lamp Ballasts Containing PCBs", 1991. Handle, store and dispose of PCB-containing ballasts in accordance with *Federal PCB Regulation SOR/92-507* and *R.R.O.* 1990 – Reg. 347.
Ozone Depleting Substances	Air conditioning units and Refrigerators/Freezers	Within the building	Manage the ODS per federal and provincial regulations.
Urea Formaldehyde Foam Insulation	White insulating foam	Not observed	No Action Required

31.9 APPENDIX A – FIGURES

WSP

1355 ROSEMOUNT AVENUE
CORNWALL, ONTARIO
CANADA K6J 3E5
PHONE: 613-933-6632 FAX: 613-936-0365
WWW.WSPGROUP.COM

CLIENT:

TOWNSHIP OF SOUTH STORMONT

CLIENT REF. #:

PROJECT:

DESIGNATED SUBSTANCES SURVEY - B25

LEGEND

(1) ROOM NUMBER

THE FOLLOWING MATERIALS CONTAIN ASBESTOS:

11	INSULATION (BOILER)	52	PLASTER
14	VERMICULITE (WITHIN BUILDING WALLS)	59	DRYWALL JOINT COMPOUND
21	CAULKING	84	8" FLOOR TILE

PROJECT NO: 151-07307-00	DATE: MARCH 2016
ORIGINAL SCALE: N.T.S.	IF THIS BAR IS NOT 25mm LONG, ADJUST YOUR PLOTTING SCALE. 25mm
DESIGNED BY: J.W.	
DRAWN BY: J.G.	
CHECKED BY: L.C.	

TITLE:

LIBRARY / MUSEUM
(ST. ANDREWS)
BASEMENT FLOOR PLAN

SHEET NUMBER: B25-1-1

M:\2015\151\151-07307-00 South Stormont Asbestos Surveys & AMP\6.0 Dwg (Small Project)\Env\151-07307-00-B25.dwg Apr 08, 2016-7:20am BY:joseph.gallaway

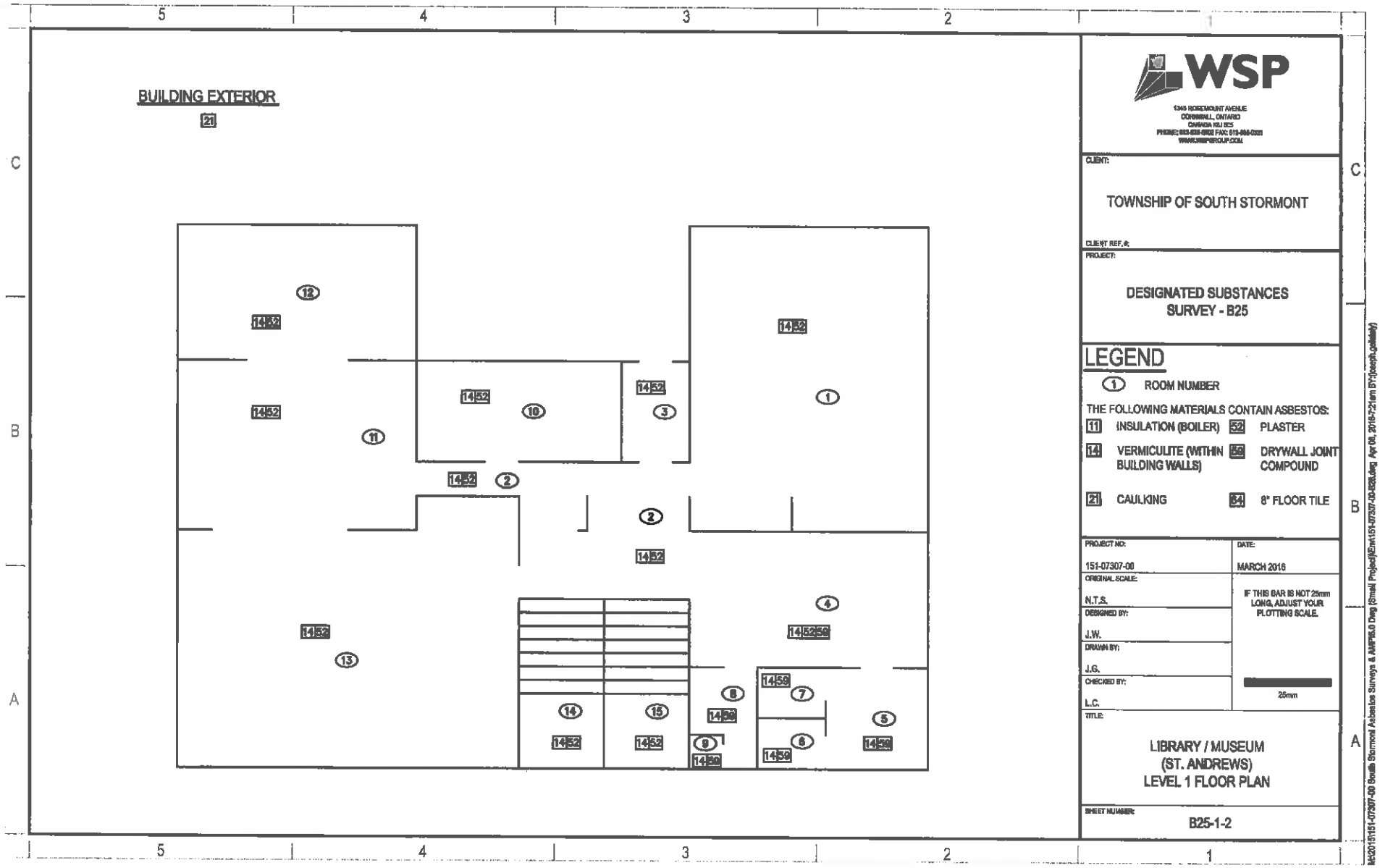

WSP

1345 ROSEMOUNT AVENUE
CORNWALL, ONTARIO
CANADA K6J 5E5
PHONE: 613-938-6202 FAX: 613-938-0331
WWW.WSPGROUP.COM

CLIENT:

TOWNSHIP OF SOUTH STORMONT

CLIENT REF.#:

PROJECT:

DESIGNATED SUBSTANCES SURVEY - B25

LEGEND

(1) ROOM NUMBER

THE FOLLOWING MATERIALS CONTAIN ASBESTOS:

11	INSULATION (BOILER)	52	PLASTER
14	VERMICULITE (WITHIN BUILDING WALLS)	59	DRYWALL JOINT COMPOUND
21	CAULKING	34	8" FLOOR TILE

PROJECT NO: 151-07307-00	DATE: MARCH 2016
ORIGINAL SCALE: N.T.S.	IF THIS BAR IS NOT 25mm LONG, ADJUST YOUR PLOTTING SCALE.
DESIGNED BY: J.W.	
DRAWN BY: J.G.	
CHECKED BY: L.C.	25mm

TITLE:

LIBRARY / MUSEUM
(ST. ANDREWS)
LEVEL 1 FLOOR PLAN

SHEET NUMBER:

B25-1-2

M:\2015\151-07307-00 Beulls Stormont Asbestos Surveys & AMP\B25.0 Dwg (2mm) Project\Environ\151-07307-00-B25.dwg Apr 08, 2016-7:21am BY:(joseph.gelatelly)

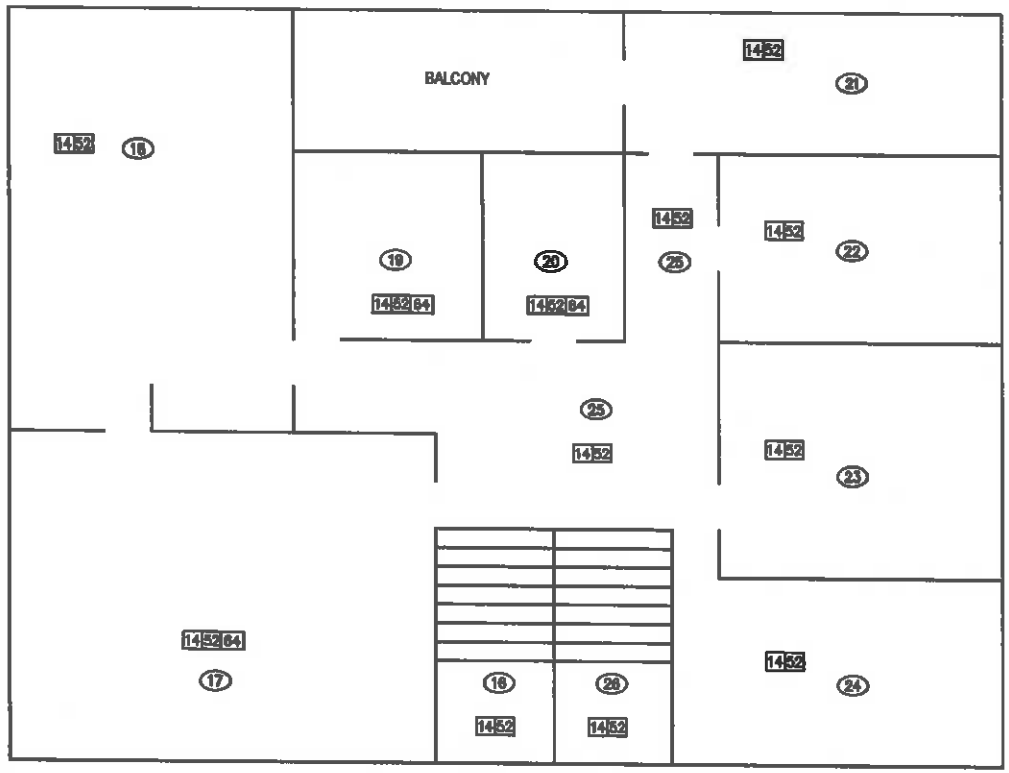

WSP

1345 RIDGEMOUNT AVENUE
CORNWALL, ONTARIO
CANADA K6J 5E8
PHONE: 613-936-6602 FAX: 613-936-0335
WWW.WSP-GROUP.COM

CLIENT:

TOWNSHIP OF SOUTH STORMONT

CLIENT REF. #:

PROJECT:

DESIGNATED SUBSTANCES SURVEY - B25

LEGEND

(1) ROOM NUMBER

THE FOLLOWING MATERIALS CONTAIN ASBESTOS:

- 11 INSULATION (BOILER)
- 14 VERMICULITE (WITHIN BUILDING WALLS)
- 21 CAULKING
- 52 PLASTER
- 53 DRYWALL JOINT COMPOUND
- 64 8" FLOOR TILE

PROJECT NO: 151-07307-00	DATE: MARCH 2016
ORIGINAL SCALE: N.T.S.	IF THIS BAR IS NOT 25mm LONG, ADJUST YOUR PLOTTING SCALE. 25mm
DESIGNED BY: J.W.	
DRAWN BY: J.G.	
CHECKED BY: L.C.	

TITLE:

LIBRARY / MUSEUM
(ST. ANDREWS)
LEVEL 2 FLOOR PLAN

SHEET NUMBER:

B25-1-3

M:\2015\151-07307-00 South Stormont Asbestos Surveys & AMP\5.0 Dwg (Small Projects)\Esw\151-07307-00-B25.dwg Apr 08, 2016-7:21am BY:rjoseph.(pdfdefs)

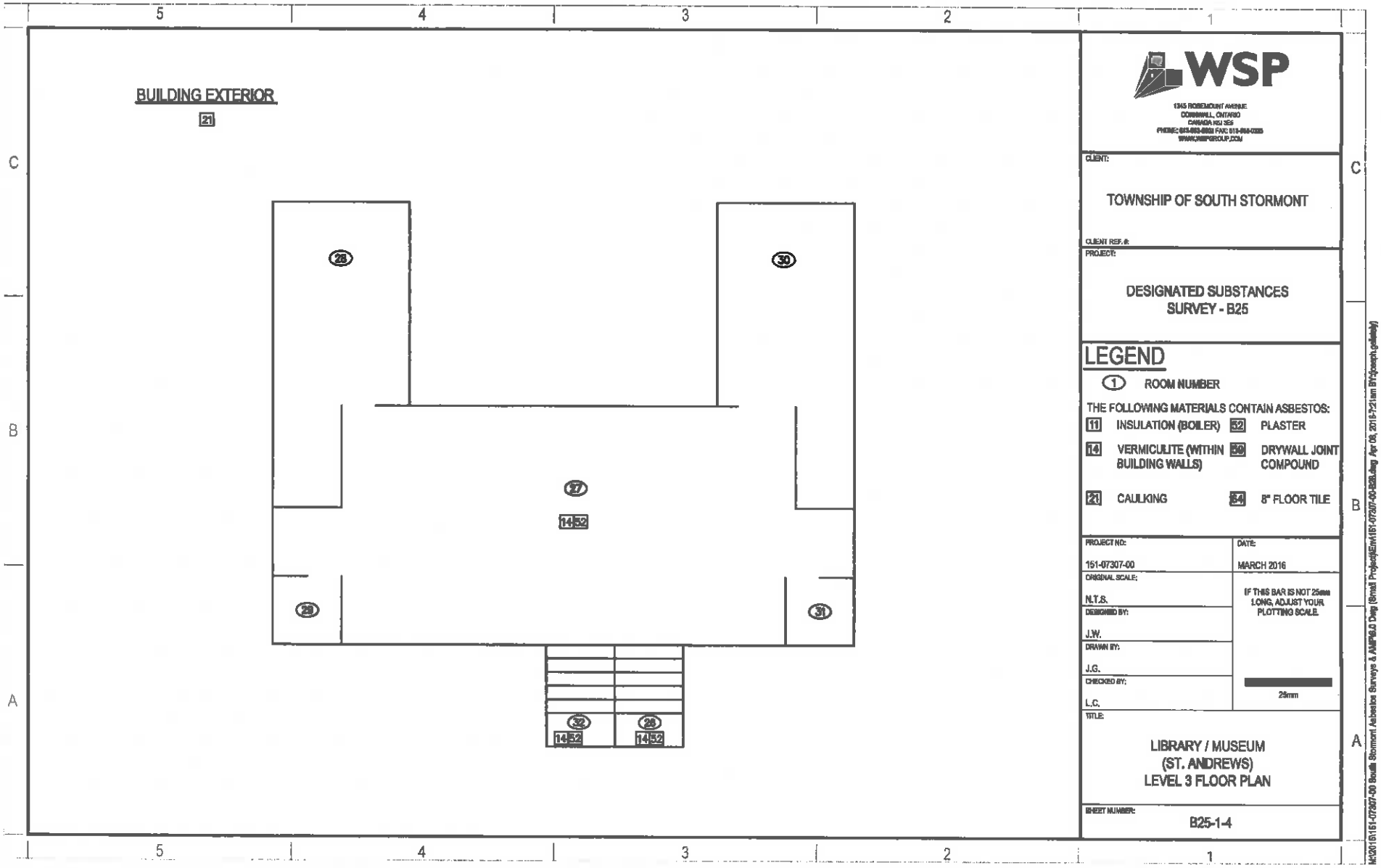

WSP

1345 ROSEMOUNT AVENUE
CORNWALL, ONTARIO
CANADA K6J 3E5
PHONE: 613-933-0003 FAX: 613-938-0305
WWW.WSPGROUP.COM

CLIENT:

TOWNSHIP OF SOUTH STORMONT

CLIENT REF.#:

PROJECT:

DESIGNATED SUBSTANCES SURVEY - B25

LEGEND

(1) ROOM NUMBER

THE FOLLOWING MATERIALS CONTAIN ASBESTOS:

11	INSULATION (BOILER)	52	PLASTER
14	VERMICULITE (WITHIN BUILDING WALLS)	30	DRYWALL JOINT COMPOUND
21	CAULKING	34	8" FLOOR TILE

PROJECT NO: 151-07307-00	DATE: MARCH 2016
ORIGINAL SCALE: N.T.S.	IF THIS BAR IS NOT 25mm LONG, ADJUST YOUR PLOTTING SCALE.
DESIGNED BY: J.W.	
DRAWN BY: J.G.	
CHECKED BY: L.C.	25mm

TITLE:

LIBRARY / MUSEUM
(ST. ANDREWS)
LEVEL 3 FLOOR PLAN

SHEET NUMBER:

B25-1-4

M:\2015\151-07307-00 South Stormont Asbestos Surveys & AMP\8.0 Dwg (Small Projects)\Em\151-07307-00-B25.dwg Apr 08, 2016-7:21am BY:joseph.galasky

31.11 APPENDIX B – PHOTOGRAPHS

Building 25 (St Andrews Library and Museum) Photographs

Photo 1: St Andrews Library and Museum building exterior.

Photo 2: Window caulking (Grey) observed on the building's exterior (Asbestos).

Photo 3: Plaster observed in Room 1 (Asbestos).

Photo 4: linoleum (Type A – beige marble pattern) observed in Room 2 (Non-Asbestos).



Photo 5: 12" floor tile (Type A – light blue fleck) observed in Room 4 (Non-Asbestos).

Photo 6: Drywall joint compound observed in Room 5 (Asbestos).

Building 25 (St Andrews Library and Museum) Photographs

Photo 7: 8" floor tile (Type A – Green and White) observed in Room 10 (Non-Asbestos).

Photo 8: Burlap-like material (Type A) observed on lower wall portion of Room 15 (Non-Asbestos).

Photo 9: Linoleum (Type A – Brown) observed in Room 15 (Non-Asbestos).

Photo 10: 8" floor tile (Type B – light grey with black and brown streaks) observed in Room 17 (Asbestos).

Photo 11: 8" floor tile (Type C– White and reddish tile with spots) observed in Room 19 (Asbestos).

Photo 12: Insulation observed under flooring in Room 19 (Non-Asbestos).

Building 25 (St Andrews Library and Museum) Photographs

Photo 13: 8" floor tile (Type D– white with red and green spots) observed in Room 20 (Asbestos).

Photo 14: 8" floor tile (Type E– pink and green) observed in Room 20 (Non-Asbestos).



Photo 15: Tar paper observed in Room 28 (Non-Asbestos).

Photo 16: Burlap-like material observed in Room 28 (Non-Asbestos).

Photo 17: 8" floor tile (Type F– pink and green streaks) observed in Room 27 (Non-Asbestos).

Photo 18: Plaster observed in Room 27 (Asbestos).

Building 25 (St Andrews Library and Museum) Photographs

Photo 19: 8" floor tile (Type G– brown with white streaks) observed in Room 33 (Asbestos)

Photo 20: 12" floor tile (Type B – grey and white fleck) observed in Room 4 (Non-Asbestos)

Photo 21: Vermiculite insulation observed within the walls in Room 36 (Asbestos).

Photo 22: Vermiculite insulation observed within the walls in Room 38 (Asbestos).

Photo 23: Mortar observed in Room 38 (Non-Asbestos).

Photo 24: Boiler insulation observed in Room 38 (Asbestos).

Building 25 (St Andrews Library and Museum) Photographs

Photo 25: Typical mercury containing thermostat observed in throughout the building.	Photo 26: Typical mercury containing thermostat observed in throughout the building.

31.13 APPENDIX C – ROOM SURVEY SHEETS

TABLE B25 - LIBRARY AND MUSEUM (ST. ANDREWS) SAMPLE RESULTS

LIBRARY AND MUSEUM															
BLDG	FLR	RM	RM NAME	MC	QTY	MATERIAL	DESCRIPTION	LOCATION	SAMPLE	%	TYPE	FRIABILITY	AC	CC	RC
B25	1	1	HISTORICAL SOCIETY MEETING ROOM	14		VERMICULITE	VERMICULITE INSULATION WITHIN THE BUILDING WALLS	WALL			*ACTINOLITE	F	4	G	1
B25	1	1	HISTORICAL SOCIETY MEETING ROOM	45		METAL	TIN CEILING	CEILING							
B25	1	1	HISTORICAL SOCIETY MEETING ROOM	52		PLASTER	2 PHASE PLASTER	WALL/CEILING	B25-1-52		*CHRYSOTILE	NF	1	F	2
B25	1	1	HISTORICAL SOCIETY MEETING ROOM	65		WOOD	WOOD PANELLING	WALL							
B25	1	1	HISTORICAL SOCIETY MEETING ROOM	61		CARPET	CARPET OVER TOP OF WOOD	FLOOR							
B25	1	1	HISTORICAL SOCIETY MEETING ROOM	104		INCANDESCENT LIGHT	LIGHT FIXTURE	CEILING							
B25	1	1	HISTORICAL SOCIETY MEETING ROOM	201	2	THERMOSTAT	THERMOSTAT CONTAINS MERCURY	THERMOSTAT							
B25	1	2	HALL/CORRIDOR	14		VERMICULITE	VERMICULITE INSULATION WITHIN THE BUILDING WALLS	WALL			*ACTINOLITE	F	4	G	1
B25	1	2	HALL/CORRIDOR	45		METAL	TIN CEILING	CEILING							
B25	1	2	HALL/CORRIDOR	52		PLASTER	2 PHASE PLASTER	WALL/CEILING			*CHRYSOTILE	NF	1	G	1
B25	1	2	HALL/CORRIDOR	86		LINOLEUM	TYPE A - BEIGE MARBLE PATTERN	FLOOR	B25-2-86A-A,B,C		AND				
B25	1	2	HALL/CORRIDOR	104		INCANDESCENT LIGHT	LIGHT FIXTURE	CEILING							
B25	1	2	HALL/CORRIDOR	201	1	THERMOSTAT	THERMOSTAT CONTAINS MERCURY	THERMOSTAT							
B25	1	3	HALL/CORRIDOR	14		VERMICULITE	VERMICULITE INSULATION WITHIN THE BUILDING WALLS	WALL			*ACTINOLITE	F	4	G	1
B25	1	3	HALL/CORRIDOR	45		METAL	TIN CEILING	CEILING							
B25	1	3	HALL/CORRIDOR	52		PLASTER	2 PHASE PLASTER	WALL/CEILING			*CHRYSOTILE	NF	1	G	1
B25	1	3	HALL/CORRIDOR	86		LINOLEUM	TYPE A - BEIGE MARBLE PATTERN	FLOOR			*AND				
B25	1	3	HALL/CORRIDOR	104		INCANDESCENT LIGHT	LIGHT FIXTURE	CEILING							
B25	1	4	LUNCHROOM	14		VERMICULITE	VERMICULITE INSULATION WITHIN THE BUILDING WALLS	WALL			*ACTINOLITE	F	4	G	1
B25	1	4	LUNCHROOM	45		METAL	TIN CEILING	CEILING							
B25	1	4	LUNCHROOM	51		DRYWALL	DRYWALL	WALL			*CHRYSOTILE	NF	1	G	1
B25	1	4	LUNCHROOM	52		PLASTER	2 PHASE PLASTER	WALL/CEILING			*CHRYSOTILE	NF	1	G	1
B25	1	4	LUNCHROOM	59		JOINT COMPOUND	WHITE COMPOUND	WALL			*CHRYSOTILE	NF	1	G	1
B25	1	4	LUNCHROOM	63		12" FLOOR TILE	TYPE A - LIGHT BLUE FLECK	FLOOR	B25-4-63A-A,B,C		AND				
B25	1	4	LUNCHROOM	104		INCANDESCENT LIGHT	LIGHT FIXTURE	CEILING							
B25	1	5	WASHROOMS	14		VERMICULITE	VERMICULITE INSULATION WITHIN THE BUILDING WALLS	WALL			*ACTINOLITE	F	4	G	1
B25	1	5	WASHROOMS	51		DRYWALL	DRYWALL	WALL/CEILING			*CHRYSOTILE	NF	1	G	1
B25	1	5	WASHROOMS	59		JOINT COMPOUND	WHITE COMPOUND	WALL/CEILING	B25-5-59	2%	CHRYSOTILE	NF	1	G	1
B25	1	5	WASHROOMS	63		12" FLOOR TILE	TYPE A - LIGHT BLUE FLECK	FLOOR			*AND				
B25	1	5	WASHROOMS	104		INCANDESCENT LIGHT	LIGHT FIXTURE	CEILING							
B25	1	6	WASHROOMS	14		VERMICULITE	VERMICULITE INSULATION WITHIN THE BUILDING WALLS	WALL			*ACTINOLITE	F	4	G	1
B25	1	6	WASHROOMS	51		DRYWALL	DRYWALL	WALL/CEILING			*CHRYSOTILE	NF	1	G	1
B25	1	6	WASHROOMS	59		JOINT COMPOUND	WHITE COMPOUND	WALL/CEILING			*CHRYSOTILE	NF	1	G	1
B25	1	6	WASHROOMS	63		12" FLOOR TILE	TYPE A - LIGHT BLUE FLECK	FLOOR			*AND				
B25	1	6	WASHROOMS	104		INCANDESCENT LIGHT	LIGHT FIXTURE	CEILING							
B25	1	7	WASHROOMS	14		VERMICULITE	VERMICULITE INSULATION WITHIN THE BUILDING WALLS	WALL			*ACTINOLITE	F	4	G	1
B25	1	7	WASHROOMS	51		DRYWALL	DRYWALL	WALL/CEILING			*CHRYSOTILE	NF	1	G	1
B25	1	7	WASHROOMS	59		JOINT COMPOUND	WHITE COMPOUND	WALL/CEILING			*CHRYSOTILE	NF	1	G	1
B25	1	7	WASHROOMS	63		12" FLOOR TILE	TYPE A - LIGHT BLUE FLECK	FLOOR			*AND				
B25	1	7	WASHROOMS	104		INCANDESCENT LIGHT	LIGHT FIXTURE	CEILING							
B25	1	8	WASHROOMS	14		VERMICULITE	VERMICULITE INSULATION WITHIN THE BUILDING WALLS	WALL			*ACTINOLITE	F	4	G	1
B25	1	8	WASHROOMS	51		DRYWALL	DRYWALL	WALL/CEILING			*CHRYSOTILE	NF	1	G	1
B25	1	8	WASHROOMS	59		JOINT COMPOUND	WHITE COMPOUND	WALL/CEILING			*CHRYSOTILE	NF	1	G	1
B25	1	8	WASHROOMS	63		12" FLOOR TILE	TYPE A - LIGHT BLUE FLECK	FLOOR			*AND				
B25	1	8	WASHROOMS	104		INCANDESCENT LIGHT	LIGHT FIXTURE	CEILING							
B25	1	9	WASHROOMS	14		VERMICULITE	VERMICULITE INSULATION WITHIN THE BUILDING WALLS	WALL			*ACTINOLITE	F	4	G	1
B25	1	9	WASHROOMS	51		DRYWALL	DRYWALL	WALL/CEILING			*CHRYSOTILE	NF	1	G	1
B25	1	9	WASHROOMS	59		JOINT COMPOUND	WHITE COMPOUND	WALL/CEILING			*CHRYSOTILE	NF	1	G	1
B25	1	9	WASHROOMS	63		12" FLOOR TILE	TYPE A - LIGHT BLUE FLECK	FLOOR			*AND				
B25	1	9	WASHROOMS	104		INCANDESCENT LIGHT	LIGHT FIXTURE	CEILING							
B25	1	10	FILE STORAGE	14		VERMICULITE	VERMICULITE INSULATION WITHIN THE BUILDING WALLS	WALL			*ACTINOLITE	F	4	G	1
B25	1	10	FILE STORAGE	45		METAL	TIN CEILING	CEILING							
B25	1	10	FILE STORAGE	52		PLASTER	2 PHASE PLASTER	WALL/CEILING	B25-10-52		*CHRYSOTILE	NF	1	G	1
B25	1	10	FILE STORAGE	64		9" FLOOR TILE	TYPE A - GREEN AND WHITE TILE	FLOOR	B25-10-64A-A,B,C		AND				
B25	1	10	FILE STORAGE	104		INCANDESCENT LIGHT	LIGHT FIXTURE	CEILING							
B25	1	11	LIBRARY	5		FOAM	STYROFOAM WALL INSUALTION ABOVE AND BEHIND WOOD PANELLING	WALL							
B25	1	11	LIBRARY	14		VERMICULITE	VERMICULITE INSULATION WITHIN THE BUILDING WALLS	WALL			*ACTINOLITE	F	4	G	1
B25	1	11	LIBRARY	45		METAL	TIN CEILING	CEILING							
B25	1	11	LIBRARY	52		PLASTER	2 PHASE PLASTER	WALL/CEILING			*CHRYSOTILE	NF	1	G	1
B25	1	11	LIBRARY	65		WOOD	WOOD PANELLING	WALL							
B25	1	11	LIBRARY	61		CARPET	CARPET OVER TOP OF WOOD	FLOOR							
B25	1	11	LIBRARY	103	3	FLUORESCENT LIGHT	LIGHT FIXTURE	CEILING							
B25	1	12	ALTER	14		VERMICULITE	VERMICULITE INSULATION WITHIN THE BUILDING WALLS	WALL			*ACTINOLITE	F	4	G	1
B25	1	12	ALTER	45		METAL	TIN CEILING	CEILING							
B25	1	12	ALTER	52		PLASTER	2 PHASE PLASTER	WALL/CEILING	B25-12-52	10% (GRAY COAT) 2% (WHITE)	CHRYSOTILE	NF	1	G	1
B25	1	12	ALTER	86		WOOD	HARDWOOD FLOOR	FLOOR							
B25	1	13	LIBRARY	5		FOAM	STYROFOAM WALL INSUALTION ABOVE AND BEHIND WOOD PANELLING	WALL							
B25	1	13	LIBRARY	14		VERMICULITE	VERMICULITE INSULATION WITHIN THE BUILDING WALLS	WALL			*ACTINOLITE	F	4	G	1
B25	1	13	LIBRARY	45		METAL	TIN CEILING	CEILING							
B25	1	13	LIBRARY	52		PLASTER	2 PHASE PLASTER	WALL/CEILING			*CHRYSOTILE	NF	1	G	1
B25	1	13	LIBRARY	65		WOOD	WOOD PANELLING	WALL							
B25	1	13	LIBRARY	61		CARPET	CARPET OVER TOP OF WOOD	FLOOR							
B25	1	13	LIBRARY	103	4	FLUORESCENT LIGHT	LIGHT FIXTURE	CEILING							
B25	1	13	LIBRARY	201	1	THERMOSTAT	THERMOSTAT CONTAINS MERCURY	THERMOSTAT							
B25	1	14	STAIR TO BASEMENT	14		VERMICULITE	VERMICULITE INSULATION WITHIN THE BUILDING WALLS	WALL			*ACTINOLITE	F	4	G	1
B25	1	14	STAIR TO BASEMENT	45		METAL	TIN CEILING	CEILING							
B25	1	14	STAIR TO BASEMENT	52		PLASTER	2 PHASE PLASTER	WALL/CEILING			*CHRYSOTILE	NF	1	G	1
B25	1	14	STAIR TO BASEMENT	65		WOOD	WOOD PANELLING	WALL							
B25	1	14	STAIR TO BASEMENT	86		LINOLEUM	TYPE B - BROWN	FLOOR			*AND				
B25	1	15	STAIR TO UPPER LEVELS	14		VERMICULITE	VERMICULITE INSULATION WITHIN THE BUILDING WALLS	WALL			*ACTINOLITE	F	4	G	1
B25	1	15	STAIR TO UPPER LEVELS	45		METAL	TIN CEILING	CEILING							

*CHRYSOTILE / *ACTINOLITE - ASSUME "ASBESTOS CONTAINING MATERIAL" AS PER STOP POSITIVE TESTING
*AND - ASSUME "ASBESTOS NOT DETECTED" AS PER LAB ANALYSIS

LIBRARY AND MUSEUM

BLDG	FLR	RM	RM NAME	MC	QTY	MATERIAL	DESCRIPTION	LOCATION	SAMPLE	%	TYPE	FRIABILITY	AC	CC	RC
B25	1	16	STAIR TO UPPER LEVELS	52		PLASTER	2 PHASE PLASTER	WALL/CEILING			*CHRYSOTILE	NF	1	G	1
B25	1	15	STAIR TO UPPER LEVELS	66		LINOLEUM	TYPE B - BROWN	FLOOR	B25-15-66B-A,B		AND				
B25	1	15	STAIR TO UPPER LEVELS	70		BURLAP	TYPE A - BURLAP-LIKE MATERIAL - LOWER WALL PORTION	WALL	B25-15-70A-A,B,C		AND				
B25	1	15	STAIR TO UPPER LEVELS	104		INCANDESCENT LIGHT	LIGHT FIXTURE	CEILING							
B25	2	16	STAIRS	14		VERMICULITE	VERMICULITE INSULATION WITHIN THE BUILDING WALLS	WALL			*ACTINOLITE	F	4	G	1
B25	2	16	STAIRS	45		METAL	TIN CEILING	CEILING							
B25	2	16	STAIRS	52		PLASTER	2 PHASE PLASTER	WALL/CEILING			*CHRYSOTILE	NF	1	G	1
B25	2	16	STAIRS	66		LINOLEUM	TYPE B - BROWN	FLOOR			*AND				
B25	2	16	STAIRS	70		BURLAP	TYPE A - BURLAP-LIKE MATERIAL - LOWER WALL PORTION	WALL			*AND				
B25	2	16	STAIRS	104		INCANDESCENT LIGHT	LIGHT FIXTURE	CEILING							
B25	2	17	MUSEUM	14		VERMICULITE	VERMICULITE INSULATION WITHIN THE BUILDING WALLS	WALL			*ACTINOLITE	F	4	G	1
B25	2	17	MUSEUM	45		METAL	TIN CEILING	CEILING							
B25	2	17	MUSEUM	52		PLASTER	2 PHASE PLASTER	WALL/CEILING			*CHRYSOTILE	NF	1	G	1
B25	2	17	MUSEUM	64		9" FLOOR TILE	TYPE B - LIGHT GREY WITH BLACK AND BROWN STREAKS	FLOOR	B25-17-64B-A,B,C	3% TILE	CHRYSOTILE	NF	1	G	1
B25	2	17	MUSEUM	104		INCANDESCENT LIGHT	LIGHT FIXTURE	CEILING							
B25	2	18	MUSEUM	14		VERMICULITE	VERMICULITE INSULATION WITHIN THE BUILDING WALLS	WALL			*ACTINOLITE	F	4	G	1
B25	2	18	MUSEUM	45		METAL	TIN CEILING	CEILING							
B25	2	18	MUSEUM	52		PLASTER	2 PHASE PLASTER	WALL/CEILING	B25-18-52		*CHRYSOTILE	NF	1	G	1
B25	2	18	MUSEUM	55		WOOD	HARDWOOD FLOOR	FLOOR							
B25	2	18	MUSEUM	104		INCANDESCENT LIGHT	LIGHT FIXTURE	CEILING							
B25	2	19	MUSEUM	11		INSULATOIN	TYPE A - INSULATION UNDER FLOOR TILE	FLOOR	B25-19-11A-A,B,C		AND				
B25	2	19	MUSEUM	14		VERMICULITE	VERMICULITE INSULATION WITHIN THE BUILDING WALLS	WALL			*ACTINOLITE	F	4	G	1
B25	2	19	MUSEUM	45		METAL	TIN CEILING	CEILING							
B25	2	19	MUSEUM	52		PLASTER	2 PHASE PLASTER	WALL/CEILING			*CHRYSOTILE	NF	1	G	1
B25	2	19	MUSEUM	64		9" FLOOR TILE	TYPE C - WHITE AND REDDISH SPOTTED TILE	FLOOR	B25-19-64C-A,B,C	5% TILE 5%MASTIC	CHRYSOTILE	NF	1	G	1
B25	2	19	MUSEUM	104		INCANDESCENT LIGHT	LIGHT FIXTURE	CEILING							
B25	2	20	STORAGE ROOM	14		VERMICULITE	VERMICULITE INSULATION WITHIN THE BUILDING WALLS	WALL			*ACTINOLITE	F	4	G	1
B25	2	20	STORAGE ROOM	45		METAL	TIN CEILING	CEILING							
B25	2	20	STORAGE ROOM	52		PLASTER	2 PHASE PLASTER	WALL/CEILING			*CHRYSOTILE	NF	1	F	2
B25	2	20	STORAGE ROOM	64		9" FLOOR TILE	TYPE D - WHITE WITH RED AND GREEN SPOTS	FLOOR	B25-20-64D-A,B,C	5% TILE	CHRYSOTILE	NF	2	G	1
B25	2	20	STORAGE ROOM	104		INCANDESCENT LIGHT	LIGHT FIXTURE	CEILING							
B25	2	21	MUSEUM / DINNING ROOM	14		VERMICULITE	VERMICULITE INSULATION WITHIN THE BUILDING WALLS	WALL			*ACTINOLITE	F	4	G	1
B25	2	21	MUSEUM / DINNING ROOM	45		METAL	TIN CEILING	CEILING							
B25	2	21	MUSEUM / DINNING ROOM	52		PLASTER	2 PHASE PLASTER	WALL/CEILING			*CHRYSOTILE	NF	1	G	1
B25	2	21	MUSEUM / DINNING ROOM	55		WOOD	HARDWOOD FLOOR	FLOOR							
B25	2	21	MUSEUM / DINNING ROOM	104		INCANDESCENT LIGHT	LIGHT FIXTURE	CEILING							
B25	2	22	MUSEUM / BEDROOM	14		VERMICULITE	VERMICULITE INSULATION WITHIN THE BUILDING WALLS	WALL			*ACTINOLITE	F	4	G	1
B25	2	22	MUSEUM / BEDROOM	45		METAL	TIN CEILING	CEILING							
B25	2	22	MUSEUM / BEDROOM	52		PLASTER	2 PHASE PLASTER	WALL/CEILING	B25-22-52		*CHRYSOTILE	NF	1	G	1
B25	2	22	MUSEUM / BEDROOM	55		WOOD	HARDWOOD FLOOR	FLOOR							
B25	2	22	MUSEUM / BEDROOM	104		INCANDESCENT LIGHT	LIGHT FIXTURE	CEILING							
B25	2	23	NO ACCESS (STORAGE/BEDROOM)	14		VERMICULITE	VERMICULITE INSULATION WITHIN THE BUILDING WALLS	WALL			*ACTINOLITE	F	4	G	1
B25	2	23	NO ACCESS (STORAGE/BEDROOM)	45		METAL	TIN CEILING	CEILING							
B25	2	23	NO ACCESS (STORAGE/BEDROOM)	52		PLASTER	2 PHASE PLASTER	WALL/CEILING			*CHRYSOTILE	NF	1	G	1
B25	2	23	NO ACCESS (STORAGE/BEDROOM)	61		CARPET	CARPET (MAY HAVE FLOOR TILE UNDERNEATH)	FLOOR							
B25	2	23	NO ACCESS (STORAGE/BEDROOM)	104		INCANDESCENT LIGHT	LIGHT FIXTURE	CEILING							
B25	2	24	WASHROOM	14		VERMICULITE	VERMICULITE INSULATION WITHIN THE BUILDING WALLS	WALL			*ACTINOLITE	F	4	G	1
B25	2	24	WASHROOM	45		METAL	TIN CEILING	CEILING							
B25	2	24	WASHROOM	52		PLASTER	2 PHASE PLASTER	WALL/CEILING	B25-24-52		*CHRYSOTILE	NF	1	P	2
B25	2	24	WASHROOM	64		9" FLOOR TILE	TYPE E - PINK AND GREEN TILE	FLOOR	B25-24-64E-A,B,C		AND				
B25	2	24	WASHROOM	104		INCANDESCENT LIGHT	LIGHT FIXTURE	CEILING							
B25	2	25	HALL CORRIDOR	14		VERMICULITE	VERMICULITE INSULATION WITHIN THE BUILDING WALLS	WALL			*ACTINOLITE	F	4	G	1
B25	2	25	HALL CORRIDOR	45		METAL	TIN CEILING	CEILING							
B25	2	25	HALL CORRIDOR	52		PLASTER	2 PHASE PLASTER	WALL/CEILING			*CHRYSOTILE	NF	1	G	1
B25	2	25	HALL CORRIDOR	55		WOOD	HARDWOOD FLOOR	FLOOR							
B25	2	25	HALL CORRIDOR	104		INCANDESCENT LIGHT	LIGHT FIXTURE	CEILING							
B25	2	26	STAIR TO UPPER LEVELS	14		VERMICULITE	VERMICULITE INSULATION WITHIN THE BUILDING WALLS	WALL			*ACTINOLITE	F	4	G	1
B25	2	26	STAIR TO UPPER LEVELS	45		METAL	TIN CEILING	CEILING							
B25	2	26	STAIR TO UPPER LEVELS	52		PLASTER	2 PHASE PLASTER	WALL/CEILING			*CHRYSOTILE	NF	1	G	1
B25	2	26	STAIR TO UPPER LEVELS	66		LINOLEUM	TYPE B - BROWN	FLOOR			*AND				
B25	2	26	STAIR TO UPPER LEVELS	70		BURLAP	TYPE A - BURLAP-LIKE MATERIAL - LOWER WALL PORTION	WALL			*AND				
B25	2	26	STAIR TO UPPER LEVELS	104		INCANDESCENT LIGHT	LIGHT FIXTURE	CEILING							
B25	3	27	COMMON AREA	14		VERMICULITE	VERMICULITE INSULATION WITHIN THE BUILDING WALLS	WALL			*ACTINOLITE	F	4	G	1
B25	3	27	COMMON AREA	52		PLASTER	2 PHASE PLASTER	WALL/CEILING	B25-27-52-A,B		*CHRYSOTILE	NF	2	P	2
B25	3	27	COMMON AREA	64		9" FLOOR TILE	TYPE F - PINK AND GREEN STREAK	FLOOR	B25-27-64F-A,B,C		AND				
B25	3	27	COMMON AREA	104		INCANDESCENT LIGHT	LIGHT FIXTURE	CEILING							
B25	3	28	ATTIC ROOM	15		INSULATOIN	FIBREGLASS INSUALTION OBSERVED IN ATTIC SPACE	ATTIC							
B25	3	28	ATTIC ROOM	23		TAR PAPER	BLACK TAR PAPER	CEILING	B25-28-23-A,B,C		AND				
B25	3	28	ATTIC ROOM	55		WOOD	WOOD	FLOOR/WALL/CEILING							
B25	3	28	ATTIC ROOM	70		BURLAP	TYPE B - BURLAP-LIKE MATERIA	WALL	B25-28-70B-A,B,C		AND				
B25	3	29	ATTIC SPACE	15		INSULATOIN	FIBREGLASS INSUALTION OBSERVED IN ATTIC SPACE	ATTIC							
B25	3	29	ATTIC SPACE	55		WOOD	WOOD	FLOOR/WALL/CEILING							
B25	3	29	ATTIC SPACE	70		BURLAP	TYPE B - BURLAP-LIKE MATERIA	WALL			*AND				
B25	3	30	ATTIC ROOM	15		INSULATOIN	FIBREGLASS INSUALTION OBSERVED IN ATTIC SPACE	ATTIC							
B25	3	30	ATTIC ROOM	23		TAR PAPER	BLACK TAR PAPER	CEILING			*AND				
B25	3	30	ATTIC ROOM	55		WOOD	WOOD	FLOOR/WALL/CEILING							
B25	3	30	ATTIC ROOM	70		BURLAP	TYPE B - BURLAP-LIKE MATERIA	WALL			*AND				
B25	3	31	ATTIC SPACE	15		INSULATOIN	FIBREGLASS INSUALTION OBSERVED IN ATTIC SPACE	ATTIC							
B25	3	31	ATTIC SPACE	55		WOOD	WOOD	FLOOR/WALL/CEILING							
B25	3	31	ATTIC SPACE	70		BURLAP	TYPE B - BURLAP-LIKE MATERIA	WALL			*AND				
B25	3	32	STAIRWELL	14		VERMICULITE	VERMICULITE INSULATION WITHIN THE BUILDING WALLS	WALL			*ACTINOLITE	F	4	G	1
B25	3	32	STAIRWELL	45		METAL	TIN CEILING	CEILING							
B25	3	32	STAIRWELL	52		PLASTER	2 PHASE PLASTER	WALL/CEILING			*CHRYSOTILE	NF	2	G	1
B25	3	32	STAIRWELL	55		WOOD	WOOD	FLOOR/WALL/CEILING							
B25	3	32	STAIRWELL	70		BURLAP	TYPE A - BURLAP-LIKE MATERIAL - LOWER WALL PORTION	WALL			*AND				

*CHRYSOTILE / *ACTINOLITE - ASSUME "ASBESTOS CONTAINING MATERIAL" AS PER STOP POSITIVE TESTING
*AND - ASSUME "ASBESTOS NOT DETECTED" AS PER LAB ANALYSIS

LIBRARY AND MUSEUM

BLDG	FLR	RM	RM NAME	MC	QTY	MATERIAL	DESCRIPTION	LOCATION	SAMPLE	%	TYPE	FRIABILITY	AC	CC	RC
B25	0	33	STAIRWELL	14		VERMICULITE	VERMICULITE INSULATION WITHIN THE BUILDING WALLS	WALL			*ACTINOLITE	F	4	G	1
B25	0	33	STAIRWELL	45		METAL	TIN CEILING	CEILING							
B25	0	33	STAIRWELL	52		PLASTER	2 PHASE PLASTER	WALL/CEILING			*CHRYSOTILE	NF	1	G	1
B25	0	33	STAIRWELL	55		WOOD	WOOD PANELLING	WALL							
B25	0	33	STAIRWELL	64		6" FLOOR TILE	TYPE G - BROWN WITH WHITE STREAKS (STAIRWELL PLATEFORM)	FLOOR	B25-33-64G-A,B,C	3%	CHRYSOTILE	NF	1	G	1
B25	0	33	STAIRWELL	64		6" FLOOR TILE	TYPE H - BLACK TILE (STAIRS)	FLOOR	B25-33-64H-A,B,C	9% TILE 3% MASTIC	CHRYSOTILE	NF	1	G	1
B25	0	33	STAIRWELL	104		INCANDESCENT LIGHT	LIGHT FIXTURE	CEILING							
B25	0	34	HALL/CORRIDOR	14		VERMICULITE	VERMICULITE INSULATION WITHIN THE BUILDING WALLS	WALL			*ACTINOLITE	F	4	G	1
B25	0	34	HALL/CORRIDOR	48		METAL	TIN CEILING	CEILING							
B25	0	34	HALL/CORRIDOR	51		DRYWALL	DRYWALL	WALL			*CHRYSOTILE	NF	1	G	1
B25	0	34	HALL/CORRIDOR	52		PLASTER	2 PHASE PLASTER	WALL/CEILING			*CHRYSOTILE	NF	1	G	1
B25	0	34	HALL/CORRIDOR	59		JOINT COMPOUND	WHITE COMPOUND	WALL			*CHRYSOTILE	NF	1	G	1
B25	0	34	HALL/CORRIDOR	63		12" FLOOR TILE	TYPE B - GREY AND WHITE FLECK	FLOOR	B25-34-63B-A,B,C		AND				
B25	0	34	HALL/CORRIDOR	104		INCANDESCENT LIGHT	LIGHT FIXTURE	CEILING							
B25	0	34	HALL/CORRIDOR	201	1	THERMOSTAT	THERMOSTAT CONTAINS MERCURY	THERMOSTAT							
B25	0	35	STORAGE UNDER STAIRS	14		VERMICULITE	VERMICULITE INSULATION WITHIN THE BUILDING WALLS	WALL			*ACTINOLITE	F	4	G	1
B25	0	35	STORAGE UNDER STAIRS	55		WOOD	WOOD	WALL/CEILING							
B25	0	35	STORAGE UNDER STAIRS	66		LINOLEUM	TYPE 6 - BROWN	FLOOR	B25-35-66B		AND				
B25	0	35	STORAGE UNDER STAIRS	104		INCANDESCENT LIGHT	LIGHT FIXTURE	CEILING							
B25	0	36	WORKSHOP	14		VERMICULITE	VERMICULITE INSULATION WITHIN THE BUILDING WALLS	WALL			*ACTINOLITE	F	2	F	5
B25	0	36	WORKSHOP	43		CONCRETE	CONCRETE	FLOOR							
B25	0	36	WORKSHOP	46		BRICK	BRICK	WALL							
B25	0	36	WORKSHOP	47		MORTAR	MORTAR	WALL			*AND				
B25	0	36	WORKSHOP	51		DRYWALL	DRYWALL	WALL			*CHRYSOTILE	NF	1	G	1
B25	0	36	WORKSHOP	55		WOOD	WOOD	WALL/CEILING							
B25	0	36	WORKSHOP	59		JOINT COMPOUND	WHITE COMPOUND	WALL	B25-36-59-A,B		*CHRYSOTILE	NF	1	G	1
B25	0	36	WORKSHOP	103	1	FLUORESCENT LIGHT	LIGHT FIXTURE	CEILING							
B25	0	37	STORAGE ROOM	14		VERMICULITE	VERMICULITE INSULATION WITHIN THE BUILDING WALLS	WALL			*ACTINOLITE	F	4	G	1
B25	0	37	STORAGE ROOM	43		CONCRETE	CONCRETE	FLOOR							
B25	0	37	STORAGE ROOM	46		BRICK	BRICK	WALL							
B25	0	37	STORAGE ROOM	47		MORTAR	MORTAR	WALL			*AND				
B25	0	37	STORAGE ROOM	55		WOOD	WOOD	WALL/CEILING							
B25	0	37	STORAGE ROOM	103	3	FLUORESCENT LIGHT	LIGHT FIXTURE	CEILING							
B25	0	38	FURNACE ROOM	11		INSULATION	TYPE B - BOILER INSULATION	BOILER	B25-38-11B-A,B,C	35%	CHRYSOTILE	F	2	P	5
B25	0	38	FURNACE ROOM	14		VERMICULITE	VERMICULITE INSULATION WITHIN THE BUILDING WALLS	WALL	B25-38-14-A,B,C	0.50%	ACTINOLITE	F	2	F	5
B25	0	38	FURNACE ROOM	43		CONCRETE	CONCRETE	FLOOR							
B25	0	38	FURNACE ROOM	46		BRICK	BRICK	WALL							
B25	0	38	FURNACE ROOM	47		MORTAR	MORTAR	WALL	B25-38-47-A,B,C	<0.25%	CHRYSOTILE				
B25	0	38	FURNACE ROOM	55		WOOD	WOOD	WALL/CEILING							
B25	0	38	FURNACE ROOM	104		INCANDESCENT LIGHT	LIGHT FIXTURE	CEILING							
B25	0	39	STORAGE ROOM	14		VERMICULITE	VERMICULITE INSULATION WITHIN THE BUILDING WALLS	WALL			*ACTINOLITE	F	4	G	1
B25	0	39	STORAGE ROOM	43		CONCRETE	CONCRETE	FLOOR							
B25	0	39	STORAGE ROOM	46		BRICK	BRICK	WALL							
B25	0	39	STORAGE ROOM	47		MORTAR	MORTAR	WALL			*AND				
B25	0	39	STORAGE ROOM	51		DRYWALL	DRYWALL	WALL			*CHRYSOTILE	NF	1	G	1
B25	0	39	STORAGE ROOM	55		WOOD	WOOD	WALL/CEILING							
B25	0	39	STORAGE ROOM	59		JOINT COMPOUND	WHITE COMPOUND	WALL			*CHRYSOTILE	NF	1	G	1
B25	0	39	STORAGE ROOM	104		INCANDESCENT LIGHT	LIGHT FIXTURE	CEILING							
B25	0	40	STORAGE ROOM / HOT WATER TANK	14		VERMICULITE	VERMICULITE INSULATION WITHIN THE BUILDING WALLS	WALL			*ACTINOLITE	F	4	G	1
B25	0	40	STORAGE ROOM / HOT WATER TANK	43		CONCRETE	CONCRETE	FLOOR							
B25	0	40	STORAGE ROOM / HOT WATER TANK	46		BRICK	BRICK	WALL							
B25	0	40	STORAGE ROOM / HOT WATER TANK	47		MORTAR	MORTAR	WALL			*AND				
B25	0	40	STORAGE ROOM / HOT WATER TANK	51		DRYWALL	DRYWALL	WALL			*CHRYSOTILE	NF	1	G	1
B25	0	40	STORAGE ROOM / HOT WATER TANK	55		WOOD	WOOD	WALL/CEILING							
B25	0	40	STORAGE ROOM / HOT WATER TANK	59		JOINT COMPOUND	WHITE COMPOUND	WALL			*CHRYSOTILE	NF	1	G	1
B25	0	40	STORAGE ROOM / HOT WATER TANK	104		INCANDESCENT LIGHT	LIGHT FIXTURE	CEILING							
B25	0	41	STORAGE ROOM	14		VERMICULITE	VERMICULITE INSULATION WITHIN THE BUILDING WALLS	WALL			*ACTINOLITE	F	4	G	1
B25	0	41	STORAGE ROOM	45		METAL	TIN CEILING	CEILING							
B25	0	41	STORAGE ROOM	51		DRYWALL	DRYWALL	WALL			*CHRYSOTILE	NF	1	G	1
B25	0	41	STORAGE ROOM	52		PLASTER	2 PHASE PLASTER	WALL/CEILING			*CHRYSOTILE	NF	1	G	1
B25	0	41	STORAGE ROOM	59		JOINT COMPOUND	WHITE COMPOUND	WALL	B25-41-59		*CHRYSOTILE	NF	1	G	1
B25	0	41	STORAGE ROOM	63		12" FLOOR TILE	TYPE B - GREY AND WHITE FLECK	FLOOR			*AND				
B25	0	42	KITCHEN	14		VERMICULITE	VERMICULITE INSULATION WITHIN THE BUILDING WALLS	WALL			*ACTINOLITE	F	4	G	1
B25	0	42	KITCHEN	45		METAL	TIN CEILING	CEILING							
B25	0	42	KITCHEN	51		DRYWALL	DRYWALL	WALL			*CHRYSOTILE	NF	1	G	1
B25	0	42	KITCHEN	52		PLASTER	2 PHASE PLASTER	CEILING			*CHRYSOTILE	NF	1	G	1
B25	0	42	KITCHEN	59		JOINT COMPOUND	WHITE COMPOUND	WALL	B25-42-59		*CHRYSOTILE	NF	1	G	1
B25	0	42	KITCHEN	63		12" FLOOR TILE	TYPE B - GREY AND WHITE FLECK	FLOOR			*AND				
B25	0	42	KITCHEN	103	1	FLUORESCENT LIGHT	LIGHT FIXTURE	CEILING							
B25	0	43	LUNCH ROOM	45		METAL	TIN CEILING	CEILING							
B25	0	43	LUNCH ROOM	51		DRYWALL	DRYWALL	WALL			*CHRYSOTILE	NF	1	G	1
B25	0	43	LUNCH ROOM	52		PLASTER	2 PHASE PLASTER	CEILING			*CHRYSOTILE	NF	1	G	1
B25	0	43	LUNCH ROOM	59		JOINT COMPOUND	WHITE COMPOUND	WALL	B25-43-59		*CHRYSOTILE	NF	1	G	1
B25	0	43	LUNCH ROOM	63		12" FLOOR TILE	TYPE B - GREY AND WHITE FLECK	FLOOR			*AND				
B25	0	43	LUNCH ROOM	104		INCANDESCENT LIGHT	LIGHT FIXTURE	CEILING							
B25	0	44	BASEMENT EXIT/ENTRANCE	43		CONCRETE	CONCRETE	FLOOR							
B25	0	44	BASEMENT EXIT/ENTRANCE	46		BRICK	BRICK	WALL							
B25	0	44	BASEMENT EXIT/ENTRANCE	47		MORTAR	MORTAR	WALL			*AND				
B25	0	44	BASEMENT EXIT/ENTRANCE	55		WOOD	WOOD	WALL/CEILING							
B25	ALL	EXT	BUILDING EXTERIOR	21		CAULKING	EXTERIOR GREY WINDOW CAULKING	WINDOW	B25-EXT-21-A,B,C	10%	CHRYSOTILE	NF	1	G	1

*CHRYSOTILE / *ACTINOLITE - ASSUME "ASBESTOS CONTAINING MATERIAL" AS PER STOP POSITIVE TESTING
*AND - ASSUME "ASBESTOS NOT DETECTED" AS PER LAB ANALYSIS

ASBESTOS INSPECTION LOG

Asbestos must be inspected at least once per year and every time there is a disturbance, abatement etc. The following information may be consolidated into an excel spread sheet, that documents the type and condition of the asbestos present in each room. Dates of abatement and encapsulation should also be recorded. All records must be maintained in the asbestos management plan file. Update the asbestos survey and drawings.

BUILDING	
ADDRESS	
INSPECTOR'S NAME	

DATE	ASBESTOS-CONTAINING MATERIAL	COMMENTS RELATING TO ACM	ACTION

DIRECTOR OF PUBLIC WORKS

DATE